

harmony[®]

Flat Fold

INFANT BATHTUB

SUITABLE FOR CHILDREN
FROM BIRTH TO 2 YEARS (15 KG)

INSTRUCTION MANUAL

**IMPORTANT! READ CAREFULLY AND
KEEP FOR FUTURE REFERENCE.**

Read all instructions **BEFORE** use of product. **DO NOT** use this product until you read and understand the instructions and warnings in this manual.



IF YOU HAVE ANY PROBLEMS, PLEASE **DO NOT** RETURN THIS PRODUCT TO THE PLACE OF PURCHASE. PLEASE CONTACT HARMONY CUSTOMER SERVICE AT +44 (0) 1704 549881 OR AT WWW.HARMONYJUVENILE.COM

⚠️ WARNING - DROWNING HAZARD

- Children have drowned while bathing.
- Children can drown in as little as 2 cm of water in a very short time.
- Use in **EMPTY** adult tub or sink. **NEVER** place this product in water in an adult bath tub or sink.
- **ALWAYS** keep drain **OPEN** in adult tub or sink.
- **ALWAYS** use as little water as possible.
- **NEVER** rely on a toddler or preschooler to help your baby or alert you to trouble. Babies have drowned even with other children in or near bath tub.
- **ALWAYS** remain in contact with your child during bathing.
- **NEVER** leave your baby unattended in the bath, even for a few moments. If you need to leave the room, take the baby with you.

⚠️ WARNING:

FALL HAZARD: Babies have suffered head injuries from falling from infant bath tubs.

TO PREVENT FALLS:

- **NEVER** use this product on an elevated surface not intended for this product. Place tub **ONLY** on surfaces where the tub is level and stable.
- **NEVER** use on uneven surfaces.
- **ALWAYS** check the stability of the product **BEFORE** use.
- **NEVER** lift or carry baby in this product.
- **DO NOT** use the product if any components are broken or missing.

⚠️ WARNING:

GENERAL WARNINGS:

- Babies and young children are at risk of drowning when being bathed.
- **DISCONTINUE** use when child has reached 15 kg.
- To avoid scalding by hot water, position the product in such a way to prevent the child from reaching the source of water.
- Bath water should be between 32.2°C (90°F) and 37.8°C (100°F). **ALWAYS** check the water temperature before bathing the child.
- **ALWAYS** check that tub legs are **SECURELY LOCKED** into place before each use.
- **NEVER** place the tub near heat sources and other dangers.
- Be aware of the risk of open fires and other sources of strong heat, such as electric bar fires, gas fires, etc. in the near vicinity of the infant bathtub.
- This product is not a toy. **DO NOT** allow children to play with it.
- **DO NOT** use replacement parts or accessories other than those approved by the manufacturer.

FEATURES



- A - Basin
- B - Heat sensitive drain plug
- C - Shower head holder
- D - Legs
- E - Hook hole

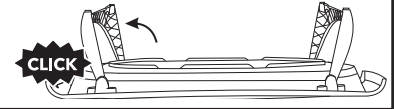
SETUP AND USE

UNFOLDING BATHTUB

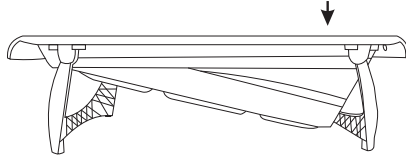
Remove and discard all packaging.
! KEEP ALL PACKAGING AWAY FROM CHILDREN.
Place tub on a flat surface .



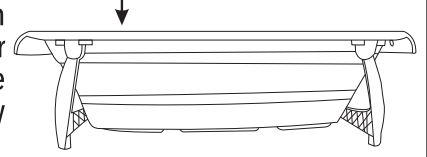
Pull each support leg out one at a time. **ENSURE that both support legs are firmly locked into place.**



Stand tub upright and press down on one side of the basin.
ENSURE that both support legs are firmly locked into place.

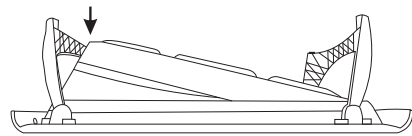
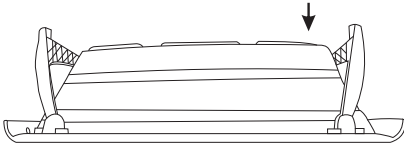


Press down on the other side of the basin to fully unfold tub.

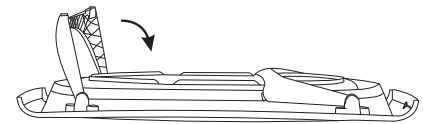
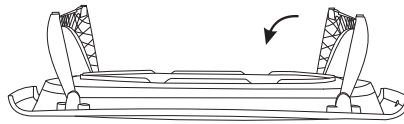


FOLDING BATHTUB

Once the tub is fully drained, flip the bathtub upside down on a flat surface and press down on each side of the basin one at a time.



Push down on each support leg, one at a time.



Hang the folded bathtub to dry and store in a safe place.



USING BATHTUB

⚠ WARNING:

- The typical water temperature for bathing a baby should be between 32.2°C (90°F) and 37.8°C (100°F). Infants can drown in as little as 2 cm of water; **ALWAYS** bathe your infant using as little water as possible.
- **ALWAYS** double-check that the support legs are both firmly locked into place.
- **ALL** assembly fittings shall **ALWAYS** be correctly tightened and checked regularly.

1. Make sure the basin's drain plug is securely fitted into the drain hole before filling the infant tub.
2. Place the infant tub into an **EMPTY** full-size adult bathtub with an **OPEN** drain. **ENSURE** that tub is level and stable.
3. Fill the infant tub with the minimum amount of lukewarm water to a level that is well below baby's neck. **ALWAYS** test the water temperature and water level **BEFORE** placing your baby into the tub. **WE RECOMMEND THAT YOU NEVER PLACE MORE THAN 2 CM OF WATER IN THE TUB.**

ATTENTION! The drain plug is heat sensitive and will provide an approximate indication of the water's temperature. The colour of the plug starts fading when the water temperature is approximately 36°C and becomes transparent when the water temperature is approximately 41°C.

CERTIFICATIONS

Harmony Juvenile Products certifies the compliance of this infant bathtub to BS EN 17072:2018.

Harmony Juvenile Products has also validated compliance through independent laboratory testing.

Imported by Harmony Juvenile Products, 10 Beach Priory Gdns., Southport, UK, PR8 1RT, +44 (0) 1704 549881.

CARE AND MAINTENANCE

- Clean with damp cloth, mild soap and warm water.
- Inspect all components prior to use. Discontinue use if damaged or broken.