

harmony®

Dreamtime®

Flat Fold Bassinet

INSTRUCTION MANUAL

IMPORTANT. RETAIN FOR FUTURE REFERENCE. READ CAREFULLY.

Read all instructions **BEFORE** use of product. **DO NOT** use this product until you read and understand the instructions and warnings in this manual.



IF YOU HAVE ANY PROBLEMS, PLEASE DO NOT RETURN THIS PRODUCT TO THE PLACE OF PURCHASE. PLEASE CONTACT HARMONY CUSTOMER SERVICE AT +44 (0) 1704 549881 OR AT WWW.HARMONYJUVENILE.COM

! ADULT ASSEMBLY REQUIRED.

WARNING!

FAILURE TO FOLLOW THESE WARNINGS, THE LABELS AND THE INSTRUCTIONS COULD RESULT IN SERIOUS INJURY OR DEATH.

WARNING!

WHEN A CHILD IS ABLE TO SIT, KNEEL OR TO PULL ITSELF UP, THE BASSINET/CRADLE SHALL NOT BE USED ANYMORE FOR THIS CHILD.

FOR YOUR CHILD'S SAFETY, FOLLOW ALL LABELS ON THIS PRODUCT AND IN THESE WRITTEN INSTRUCTIONS. DO NOT INSTALL OR USE THIS PRODUCT UNTIL YOU READ AND UNDERSTAND THE WARNINGS AND INSTRUCTIONS. FAILURE TO FOLLOW THESE WARNINGS AND THE INSTRUCTIONS COULD RESULT IN SERIOUS INJURY OR DEATH.

! NEVER use this product if it is broken, if there are any loose or missing fasteners, loose joints, broken parts, or torn mesh/fabric. Check before assembly and periodically during use. Contact Harmony Juvenile Products at +44 (0) 1704 549881, or www.harmonyjuvenile.com for replacement parts and instructions if needed.

! NEVER substitute parts.

BASSINET WARNINGS

- ! ALWAYS** provide the supervision necessary for the continued safety of your child. Child **MUST** be under supervision at all times.
- !** Young children should **NOT** be allowed to play unsupervised in the vicinity of a bassinet/cribble.
- ! WARNING** - be aware of the risk of open fires and other sources of strong heat, such as electric bar fires, gas fires, etc. in the near vicinity of the bassinet/cribble.
- ! NEVER** use near stoves, heaters or other heat sources.
- !** The product **MUST** be fully erected prior to use.
- ! ENSURE** latches are secure.
- ! DO NOT** use the body of a cradle without its frame or without all legs properly locked into place.
- ! NEVER** leave child unattended.
- !** Child can become entrapped and die when improvised netting or covers are placed on top of product. **NEVER** add such items to confine child in product.
- !** Use **ONLY** mattress/pad provided by manufacturer.
- ! DO NOT** use more than one mattress in the cradle.
- !** Can only be used by **ONE** child at a time.
- ! NEVER** use the bassinet/cribble without the mattress provided.
- !** To reduce the risk of SIDS (sudden infant death syndrome), pediatricians recommend healthy infants be placed on their back to sleep, unless otherwise advised by your physician.
- ! NEVER** use a water mattress with this product.
- ! NEVER** refinish this product.
- ! FALL HAZARD** - To help prevent falls, do not use this product when the infant begins to push up on hands and knees or has reached manufacturer's recommended maximum weight of 20 lbs. (9 kg), whichever comes first.
- ! FALL HAZARD** - Always check that the bassinet legs are securely locked on the by pulling/pushing on them.
- ! WARNING** - The bassinet/cribble should be locked in the fixed position when a child is unsupervised in it.
- !** If a sheet is used with the pad, **USE ONLY** the one provided by the bassinet or cradle manufacturer or one specifically designed to fit the dimension of the bassinet or cradle mattress.

GENERAL WARNINGS

- ! DO NOT** use the bassinet/cribble if any part is broken, torn or missing.
- ! DO NOT** use this product in any way other than it was intended or described in the warnings, labels and instructions.

- ! **NEVER** carry or move the bassinet with child in it.
- ! **AVOID SERIOUS INJURY** by keeping fingers clear of any moving parts when assembling/adjusting the product to prevent pinching and/or finger entrapment.
- ! **ENSURE** that bassinet is fully erected before each use. Check that:
 - Four (4) legs are completely **LOCKED** by pushing down on them;
- ! The mattress is lying flat and is **SECURED** with all four (4) hook-and-loop straps.
- ! **NEVER** use the bassinet on uneven or unsafe surfaces.
- ! The bassinet/cradle **MUST** be placed on a horizontal floor. **ENSURE** product is level and stable.
- ! **ALWAYS** keep the bassinet away from hazards that may injure your child.
- ! **DO NOT** change, tamper with or modify any part of this product.
- ! **DO NOT** use this product if it is damaged in any way or has missing parts.
- ! **NEVER** hang anything on this bassinet as it could cause the product to become unstable.
- ! **DO NOT, EXCEPT AS DESCRIBED IN THESE INSTRUCTIONS, MODIFY THIS PRODUCT OR DISASSEMBLE ANY PART.** This includes adding any parts or accessories by other manufacturers as non-tested accessories can affect the safety of the product.
- ! This product is **NOT** intended for commercial use.

- ! All assembly fittings should **ALWAYS** be tightened properly and that care should be taken that no screws are loose, because a child could trap parts of the body or clothing (e.g. strings, necklaces, ribbons for babies' dummies, etc.), which would pose a risk of strangulation.
- ! **NEVER** attach strings to toys.
- ! **NEVER** use plastic shipping bags or other plastic film as mattress covers not sold and intended for that purpose. They can cause suffocation.
- ! Small children and pets can force themselves into very small openings.
- ! **NEVER** tie/add anything to/in the bassinet (i.e. accessories, toys, monitors, etc.) as this may cause serious injury or death.

CERTIFICATIONS

Harmony Juvenile Products certifies the compliance of this product to the standards of BS EN 1130-1:1997 Furniture - Cribs and cradles for domestic use.

Harmony Juvenile Products has also validated compliance through independent laboratory testing.

SUFFOCATION WARNINGS

WARNING!

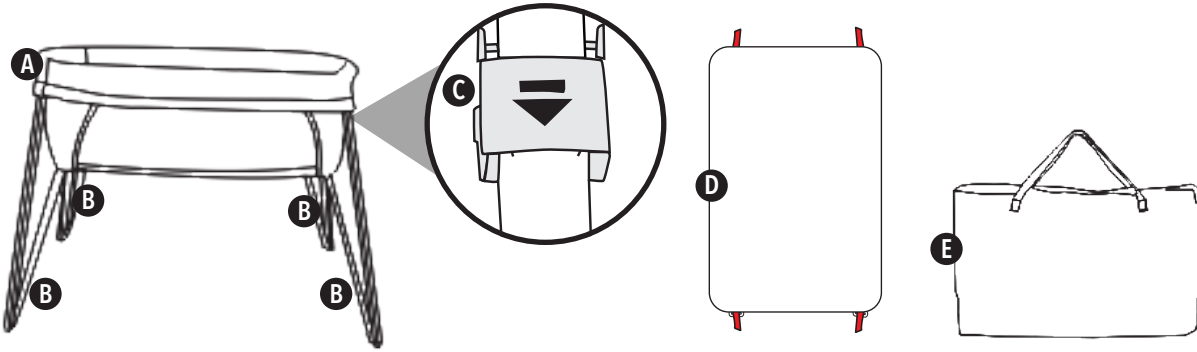
SUFFOCATION HAZARD - Infants have suffocated:

- In gaps between extra padding and side of the bassinet/cradle, and
- On soft bedding

Use ONLY the mattress/pad provided by manufacturer. NEVER add a mattress, pillow, comforter, or padding.

- ! Strings and cords can cause strangulation! **NEVER** place items with a string around a child's neck such as hood strings or pacifier cords. **NEVER** suspend strings over product or attach strings to toys. Keep strings and cords away from child.
- ! **NEVER** place product near a window where cords from blinds or drapes can strangle a child.
- ! **NEVER** place the bassinet in any location where there are cords within the child's reach, such as telephone cords, window blind cords, monitor cords, etc. as they can strangle a child.

FEATURES



- A - Bassinet Frame
- B - Foldable Legs (x4)
- C - Leg locking mechanism (x4)
- D - Mattress
- E - Carry Case

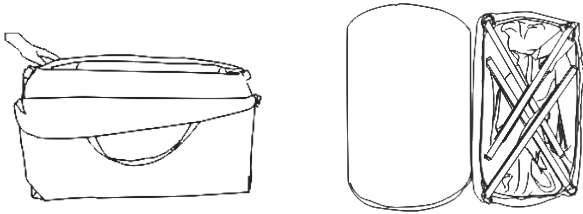
USING BASSINET

Remove all contents from packaging, and discard box and polybags.

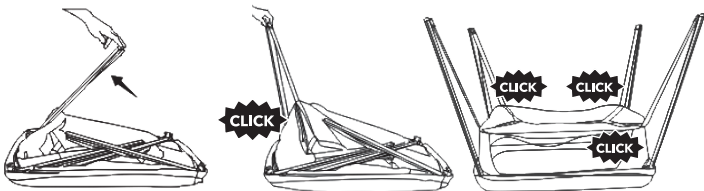
The bassinet and mattress comes packed within the carry case:

TO OPEN:

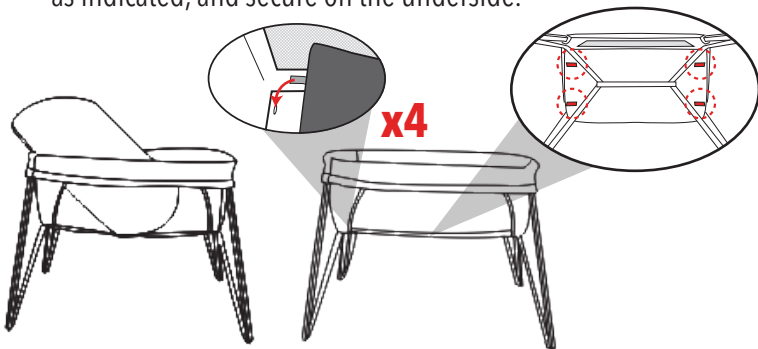
1. Unzip carry case and remove portable bassinet and mattress.



2. Place the bassinet frame face-down on the floor and unfold each leg into its vertical position.

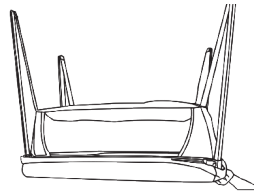


3. Each leg should **LOCK** into place automatically.
4. **ENSURE EACH LEG IS FIRMLY LOCKED INTO PLACE BY PUSHING/PULLING ON IT.**
5. Flip unit over to upright position and place on a flat floor. **ENSURE** that bassinet is level and stable.
6. Place mattress into bassinet frame and secure all 4 hook-and-loop fasteners as indicated. Pass each fastener through the fabric as indicated, and secure on the underside.

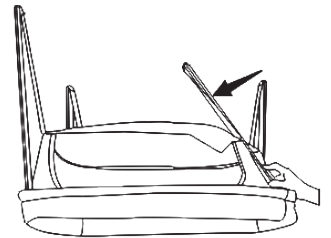
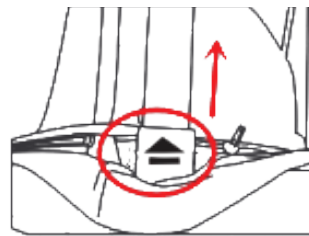


TO FOLD:


1. Undo all 4 hook and loop fasteners as remove mattress. Set aside.
2. Turn bassinet over and place face-down on the floor.



3. Pull each leg "lock" in the direction of the arrow, and gently fold leg downwards.



TIP: If lock is difficult to lift, gently move leg back and forth while lifting lock.



4. Place bassinet and mattress into carry case.

CARE AND MAINTENANCE

- Check your bassinet for worn parts, torn material or stitching. Replace or repair the parts as needed.
- The bassinet and mattress are surface wash only. Use only household soap or detergent and warm water. To wash carry case, machine wash in warm water on delicate cycle and drip-dry. **DO NOT USE BLEACH.**

WARRANTY

This product was manufactured by **Harmony Juvenile Products®** (HJP). HJP warrants this product to the original retail purchaser as follows:

LIMITED 1-YEAR WARRANTY

This product is warranted against defective materials and workmanship for one year from the date of original purchase. An original receipt is required to validate your warranty. HJP will, at its option, provide replacement parts for this product or replace this product. HJP reserves the right to discontinue or change fabrics, parts, models or products, or to make substitutions.

To make a claim under this warranty, you must contact HJP Customer Service at www.harmonyjuvenile.com, or call +44 (0) 1704 549881, or write to 10 Beach Priory Gdns., Southport, UK, PR8 1RT.

Proof of purchase is required and shipping charges are the responsibility of the consumer.

WARRANTY LIMITATIONS

This warranty does not include damages which arise from negligence, misuse, or use not in accordance with this instruction manual.

LIMITATIONS OF DAMAGES

The warranty and remedies as set forth above are exclusive and in lieu of all others, oral or written, expressed or implied. In no event will HJP or the retailer selling this product be liable to you for any damages, including incidental or consequential damages, or loss of use arising out of the use or inability to use this product.

PLEASE REGISTER THIS PRODUCT ONLINE AT WWW.HARMONYJUVENILE.COM/REGISTER WITHIN 30 DAYS OF PURCHASE TO EXPEDITE WARRANTY CLAIMS AND TO VERIFY ORIGINAL DATE OF PURCHASE.

harmony®

To order other products, please visit our website www.harmonyjuvenile.com. You can also stay up-to-date with our latest products and news by subscribing to our newsletter. Stay informed, ask questions, connect, follow, have a conversation and post photos and videos with us through the Social media channel you use:

🐦 Twitter @harmonyjuvenile

f www.facebook.com/HarmonyJuvenileProducts

in www.linkedin.com/company/harmony-juvenile-products

If you have an issue that requires action, please call Customer Service at +44 (0) 1704 549881, or email customerservice@harmonyjuvenile.com.